



## TAS LIBRARIES CLICK & COLLECT SERVICE – SENIOR STUDENTS

Running out of books to read? No problem! TAS libraries are now offering a 'Click & Collect' service where you can reserve books online and pick them up at the library. Just follow these 6 simple steps.

Please refer to the 'Using the Library Online Resources Guide' on how to access the website and login.

---

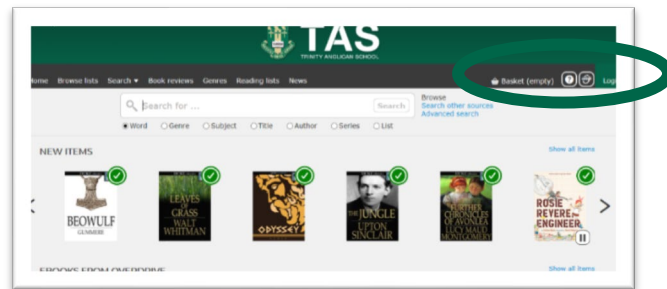
**STEP 1** - Go to the Library website.

### STEP 2

Login to the library system by clicking on the Login button in the right-hand corner.

Oliver (page 3)

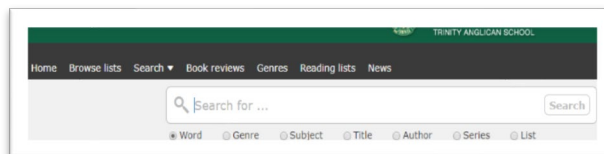
[Click here](#)



---

### STEP 3

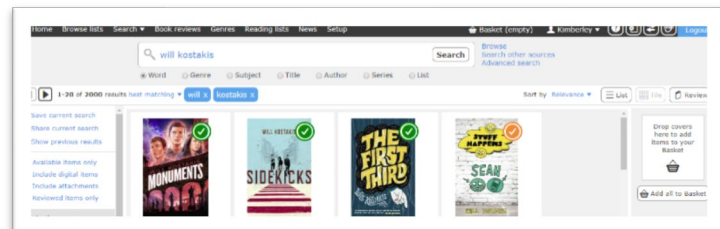
To search, just type your search term into the search bar at the top of the homepage.



---

### STEP 4

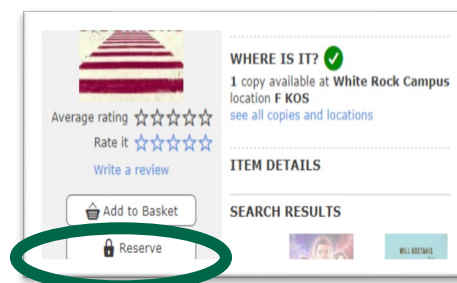
If you see a book you like, click on the title to open it, or drag it to your basket on the right to look at it later



---

### STEP 5

To reserve a book, click the reserve button.



---

**STEP 6** - When the book is available, you will receive an email from the Library letting you know the book is ready for collection. Please collect your books from the library front desk. If you wish to collect your books from a specific branch, please email [taslibrary-wr@tas.qld.edu.au](mailto:taslibrary-wr@tas.qld.edu.au) to organise a suitable time.

---